

American Society of Safety Professionals (NOVA Chapter)



THOMAS JARMAN, Battalion Chief and Deputy
Fire Marshal for Prince William County



NFPA, Codes, and
Safety
Professionals....Oh
My!!!



AMERICAN SOCIETY OF
SAFETY PROFESSIONALS

Northern Virginia Chapter



Introduction

- This Guy.....
- Why we're here???
- Ready to move.....
- What's it all about???



“We’re here.....Where are you?”



Long before 911

- You are the TRUE Heroes!!!
- Using your Knowledge, Skills, and Abilities (KSAs)
- Using your education and experience.

YOU CAN'T FIX
STUPID



Even the Fire Department

FRIDAYPAGE.COM

The Safety Professional

- What do you do?
- Why?
- Mission First, Safety Always.
- Who are you?



WHEN YOU WEAR TOO MANY



WHEN YOU WEAR TOO MANY HATS THEY
ARE BOUND TO TIP OVER

NFPA and the Codes

- NFPA are standards. Codes are laws.
- NFPA can be stand alone or a referenced document. (Ex-NFPA 70, NFPA 13, NFPA 72, NFPA 101)
- Jurisdiction (AHJ) based. Adopted versus Promulgated.
- Industry Standards
- Best Practices
- Common Sense*
- * "If you have to legislate common sense, half the battle is lost"



NFPA and the Codes

NFPA 101: Life Safety Code

- Encompasses most aspects of overall Life Safety for wide ranging facilities and operations.
- Includes Fire Safety, Egress, Fire Protection, Building Construction, and Fire Resistive features to name a few.
- Regionally, it is adopted by Maryland and DC, but not Virginia as a stand-alone document.
- A great general reference for most NFPA standards contained or incorporated by reference in adopted codes. (Ex-USBC, VSPFC, VEBC, VMC)

NFPA
101
Life Safety Code®

Code | 2024



Your favorite dollar store.....



Egress Pathways: Exit Access, Exits, and Exit Discharges

- Required versus not required.
- Must be maintained as approved. (36, 44, 72, 96)
- One of the top three critical requirements for life safety.
- Exit Access
 - Remoteness
 - Pathway
- Exit
 - Door operation
 - Security features
- Exit Discharge
 - Free access to public way
 - ADA compliant



Station Night Club Fire (2003)



Fire and Life Safety During Construction

- Fire Safety

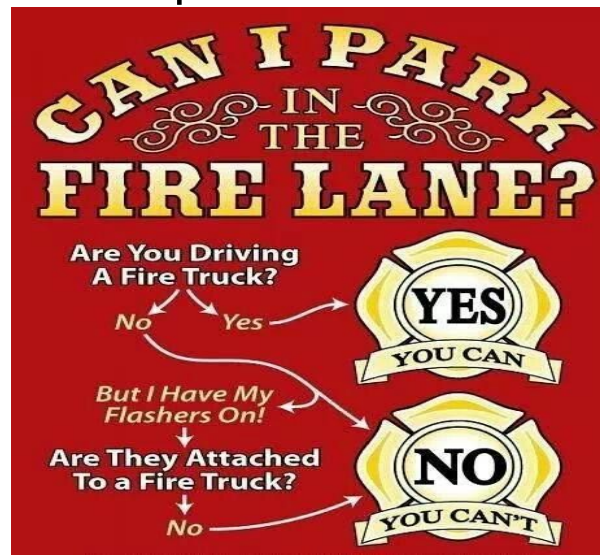
- Most common causes are hot work, unattended fuel fired appliances/equipment, and improperly discarded smoking materials. (Behavior Factors)
- Incomplete or out of service fire protection systems.
- Improper storage or unchecked fire loading.
- Untrained/Unprepared personnel.
- Lack of proper equipment/fire extinguishers.



Fire and Life Safety During Construction

- Life Safety

- Improper or incomplete construction.
- Untrained/Unprepared personnel.
- Lack of safety equipment or use.
(Behavior Factors)
- Failure to maintain FD or Responder access.



Fire and Life Safety in Existing Buildings


- Fire Safety
 - Most common issues/causes: Hot work, Cooking*, Improper discarding of smoking materials, Failure to maintain fire protection systems. (Sprinkler, Hood, Fire Alarm)
 - Failure to maintain FD access.
 - Untrained/Unprepared personnel.

* "Alright....who set the microwave popcorn on scorch mode?!?"




Fire and Life Safety in Existing Buildings

- Life Safety
 - Blocked/Locked exits.
 - Failure to maintain Fire Protection and Safety Systems. (Fire Alarm, Special Hazard Devices)
 - Improper storage. (Increased loading, Audit/Reporting)
 - Untrained/Unprepared personnel.
 - Lack of a FERT or FERP.



“People are Gonna People”

- https://youtu.be/8LI7O5IRri4?si=g6JxlbKqEEV_rtBY
- https://www.insidenova.com/headlines/updated-one-killed-seven-injured-in-reinhart-foodservice-warehouse-collapse/article_882a0928-f5ee-11e5-8055-df887b3fadad.html



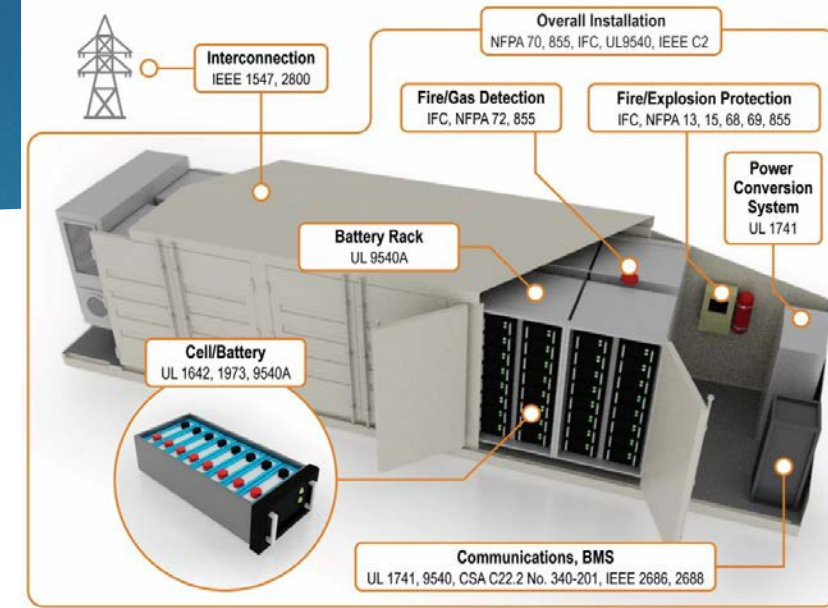
Cold Storage Warehouse collapse with Fatality (PWC)

Li-Ion Batteries “Not your parents D cell.”

https://youtu.be/8nz5ijXcckI?si=_BqWGGGeCn03Op4EJ


• Li-Ion Batteries

- Types
- Storage (ESS/BSS, kWh >60, Facility)
- Fire Risk
- Code Requirements and Standards
- Technology outpaces the codes and standards.



What to Do?

- Not another hat.....
 - Closely examine your role as a safety professional.
 - Examine what tools you have at your disposal.
 - Examine what resources you have and can utilize.
 - Communicate and Train.
 - When in doubt, use your "Street side Shout Out."



A second chance
doesn't mean
anything if you
haven't learned
from your first
MISTAKE.



Questions?



Battalion Chief Thomas Jarman

tjarman@pwcgov.org

Desk 703-792-6957

Mobile 571-722-5876

